

ANGKASA PURA II
The Leading Indonesia's Airport Company

PERKEMBANGAN KARGO UDARA DI BANDARA PT ANGKASA PURA II

WISNU RAHARJO
VP of Commercial Performance

24 September 2020

Profil PT Angkasa Pura II (Persero)



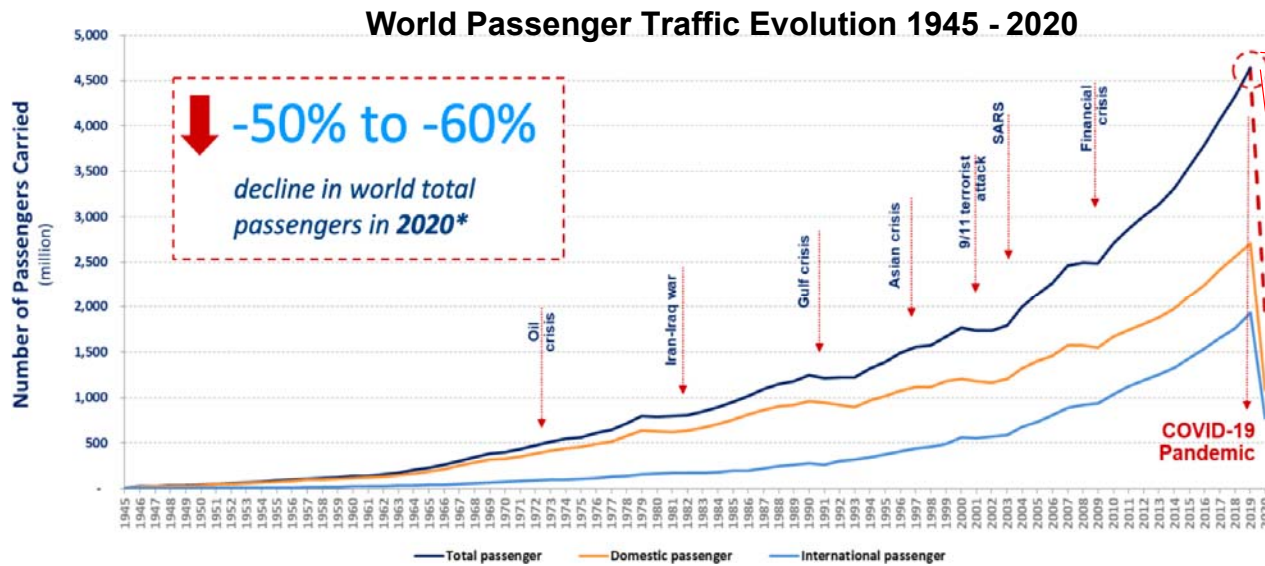
19 Airports
5 Subsidiaries
3 Affiliation Co.

World's Top 100 Airports 2020			
1	Singapore Changi	1 2019	26
2	Tokyo Haneda	2 2019	27
3	Doha Hamad	4 2019	28
4	Seoul Incheon	3 2019	29
5	Munich	7 2019	30
6	Hong Kong	6 2019	31
7	Tokyo Narita	9 2019	32
8	Centrair Nagoya	6 2019	33
9	Amsterdam Schiphol	14 2019	34
10	Kansai	11 2019	35
			36
			37
			38
			39
			40
			41
			42
			43
			44
			45
			46
			47
			48
			49
			50
			51
			52
			53
			54
			55
			56
			57
			58
			59
			60
			61
			62
			63
			64
			65
			66
			67
			68
			69
			70
			71
			72
			73
			74
			75
			76
			77
			78
			79
			80
			81
			82
			83
			84
			85
			86
			87
			88
			89
			90
			91
			92
			93
			94
			95
			96
			97
			98
			99
			100

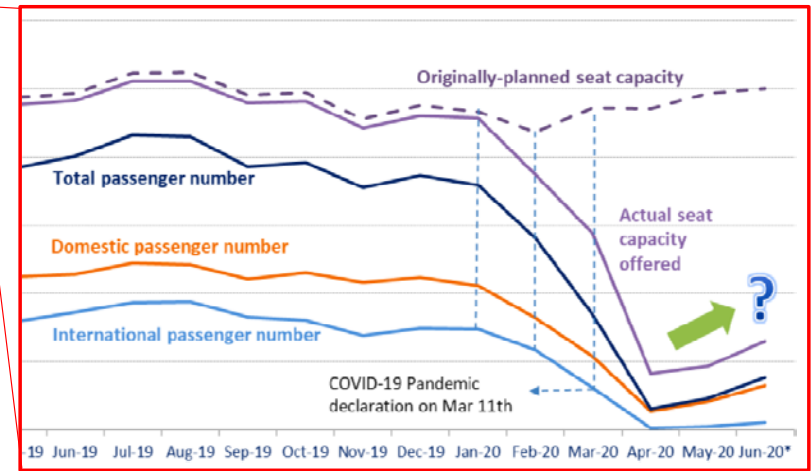
NO	AIRPORT	CODE	PAX (2019)	PAX (JAN-AUG 2020)
1	Sultan Iskandar Muda – Aceh	BTJ	1.106.782	269.569
2	Kualanamu – Deli Serdang	KNO	8.064.439	2.399.925
3	Sultan Syarif Kasim II – Pekanbaru	PKU	3.160.082	1.027.419
4	Raja Haji Fisabilillah – Tj. Pinang	TNJ	307.614	81.167
5	Minangkabau – Padang	PDG	3.073.710	914.765
6	Sultan Thaha – Jambi	DJB	1.395.993	408.956
7	Depati Amir – Pangkal Pinang	PGK	1.645.440	465.299
8	SM Badaruddin II – Palembang	PLM	4.021.639	1.055.382
9	Halim Perdana Kusuma – Jakarta	HLP	6.209.227	1.655.689
10	Soekarno Hatta	CGK	54.496.625	14.366.696
11	Husein Sastranegara – Bandung	BDO	2.299.943	303.789
12	Supadio – Pontianak	PNK	3.268.779	1.034.880
13	Silangit – Sumut	DTB	376.797	119.534
14	Banyuwangi	BWX	277.101	71.080
15	Kertajati – Majalengka	KJT	457.700	209.259
16	Tjilik Riwut – Palangkaraya	PKY	617.359	225.346
17	Radin Inten II – Lampung	TKG	-	34.101
18	Fatmawati Soekarno – Bengkulu	BKS	-	27.761
19	HAS Hanandjoeddin	TJQ	-	18.938
TOTAL			90.779.230	25.380.703

Kondisi Industri Penerbangan Global Akibat Pandemi Covid-19

The COVID 19 outbreak has been declared a pandemic by the WHO in March 11th 2020, causing huge impact on aviation Industry

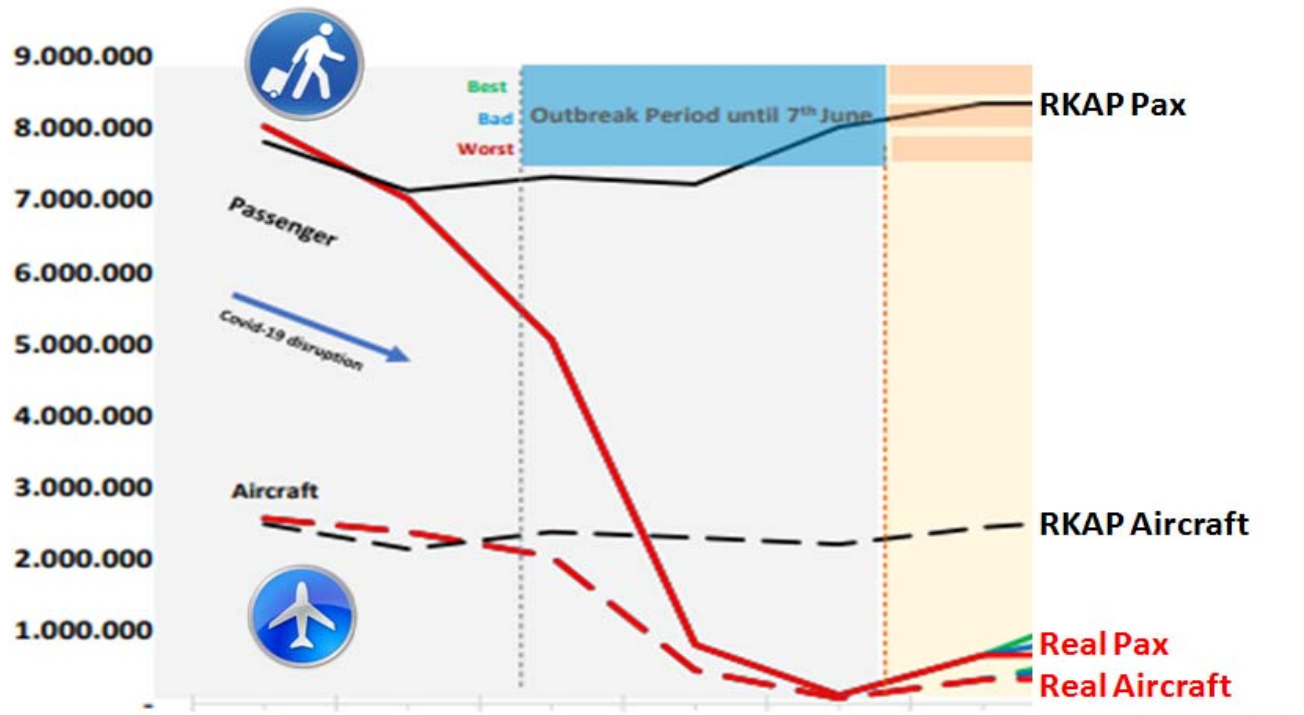


Drastic capacity cut along with dramatic drop in demand



Source: Effects of Novel Coronavirus (COVID-19) on Civil Aviation: Economic Impact Analysis – ICAO, July

Penurunan Angkutan Udara di 19 Bandara PT AP II Semester 1 Tahun 2020



REAL

	JAN	FEB	MAR	APR	MAY	JUN	TOTAL	ACV.
Aircraft	67.982	63.383	54.982	16.373	6.808	13.173	222.701	60%
Passenger	8.035.060	7.020.599	5.067.186	819.660	118.644	671.725	21.732.874	47%
Cargo (Ton)	62.911	55.207	56.805	42.962	39.166	43.422	300.472	77%

RKAP

Aircraft	66.164	57.646	63.373	61.508	59.154	64.951	372.796	
Passenger	7.817.295	7.137.889	7.331.180	7.229.137	8.027.746	8.349.674	45.892.921	
Cargo (Ton)	71.218	60.173	67.503	66.711	72.261	51.604	389.469	

TEMPO.CO

Bandara Ditutup, Jumlah Penumpang dan Turis Asing Anjlok 80%-100%

02 JUN 2020, 14:05 OLEH ANANDA ASTRIDIANKA

Bandara Internasional Soekarno-Hatta / Angkasa Pura II

Badan Pusat Statistik (BPS) mencatat jumlah kunjungan wisatawan mancanegara pada April 2020 mengalami penurunan tajam yakni sebesar 87,44% menjadi 160.000 kunjungan.

REPUBLIKA.co.id

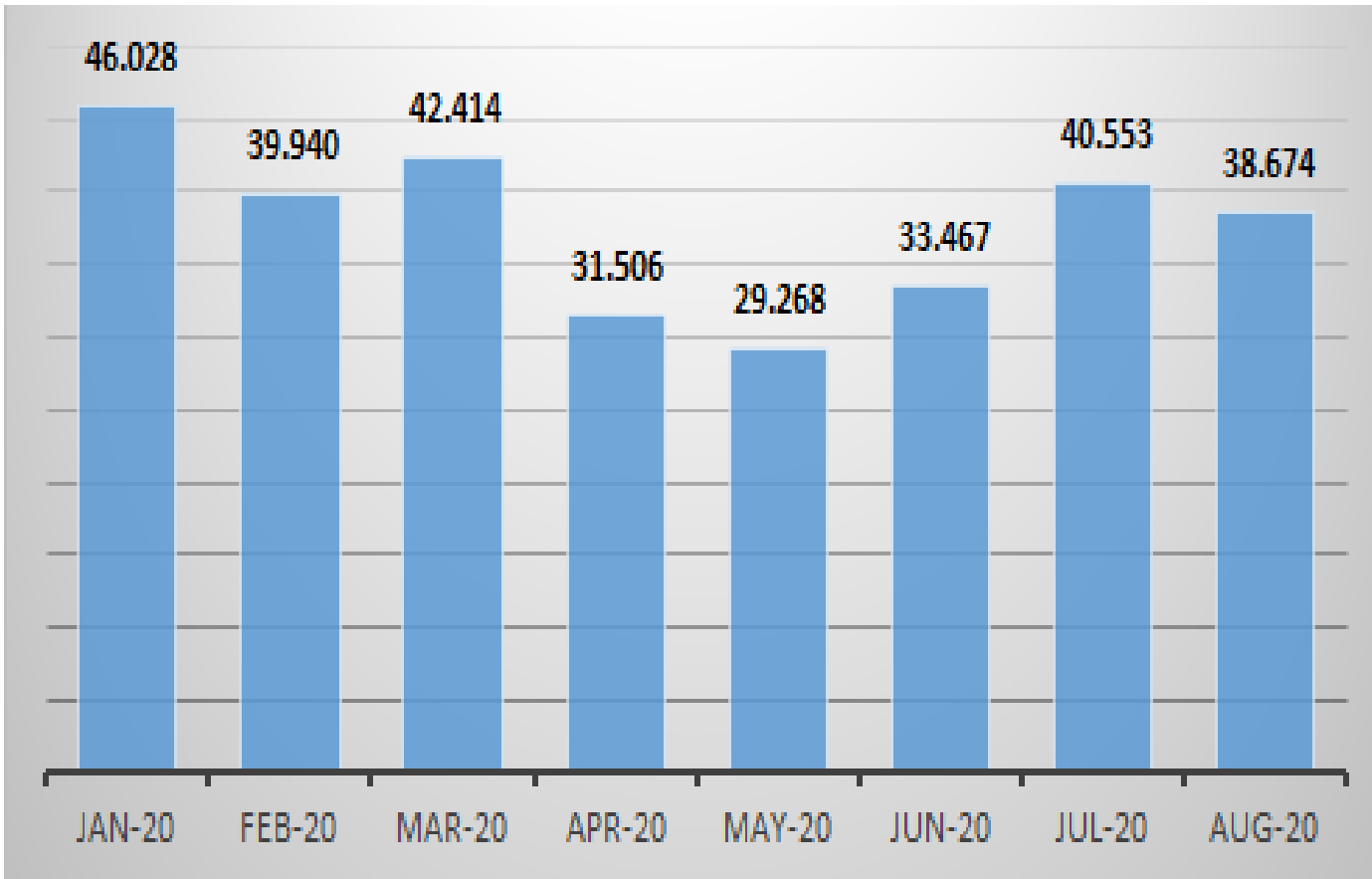
Jumlah Penumpang Transportasi Udara Anjlok 89,62 Persen

Penurunan tajam juga terlihat pada jumlah penumpang angkutan kereta penumpang.

Rabu, 01 Jul 2020, 14:22 WIB

Ilustrasi penerbangan

Pergerakan Tonase Kargo Udara di Bandara Soekarno-Hatta (BSH)



GRAFIK TONASE KARGO BSH JAN-AGS 2020



Program Peningkatan Pelayanan Terminal Kargo BSH







ANGKASA PURA II
The Leading Indonesia's Airport Company



Thank you

PT ANGKASA PURA II (PERSERO)